

FEATURES


Biobike, is the only ergo bike to have dynamic movement with features that allows for a more detailed and scientific approach to sports science testing, bike fitting and many other areas.

1. **Bicycle frame measuring in a scientific way**
2. **Sports testing for power output and detection of athletic movement**
3. **Training tools, utilising torque analysis**
4. **Swipe card recognition**
5. **Store test data into a computer or smartphone**
6. **Variation in design for the medical field**
7. **Ideal for an upmarket super spinning bike**



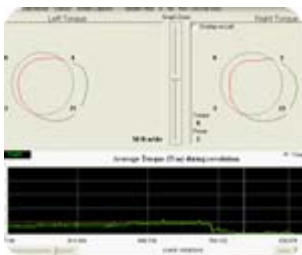
1. Frame Measuring

The **Biobike** is fitted with various electronic devices such as power measuring systems, torque analysis system, athletic movement detection, as the frame can be moved whilst the athlete is in motion it is easy to find the perfect riding position of which is one that is comfortable and outputs the maximum power.



2. Sports Testing

The Biobike can be used to take Left and right leg power output measurements, with the aid of the torque analysis system a more scientific approach can be taken for many area's of testing



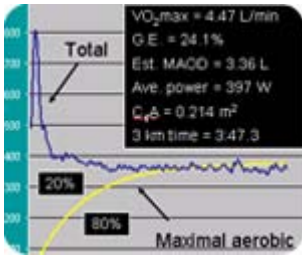
3. Training Tool

With the torque analysis tools many variations of workouts can be achieved such as hill tests, Wingate tests and the software allows for the individual to program their specific workouts, such as intervals , virtual rides, etc, the gears change automatically to the pre-set program.



4. Swipe Card Recognition

With the swipe card, people can use the system knowing each and every time they do, the frame size will be set for them with pre-stored information, the card can also be used to take home data for downloading on their PC ,or to a smart phone.



5. Data Collection

Data collected can be stored into a PC , Smart-Phone or main frame computer, this is especially useful in the area of medical, but also is good for interactive pursuits.



6. Medical

The medical version of Biobike is user friendly for people with disabilities, injuries and recovery, again the data from a patient can be stored and pulled up when that person re-visits the professional medical practise ,a hospital or Physiotherapist or similar, due to the use of the torque analysis system with left and right leg actual a more accurate assessment of a patients recovery can be determined.



7. Super Spinning Bike

Gym bike spinning is a very popular, many countries of whom are snow bound have a massive following in the gyms and especially for the spinning bike, to date many spinning bikes are still poorly designed and incorrectly used by the gym operators and their clients.

By utilising some of the **Biobike** features such as swipe card and specific software packages the users can just swipe a **Biobike** spin bike and all their personal details will appear, this includes the bike moving to their exact frame size, it will not matter what gym or hotel, cruise ship and similar the person may go to once the bike has been swiped with their card the **Biobike** will just bring up all the last details of from wherever they were last using a **Biobike**.

APPLICATIONS



- Sports science facilities**
- Sporting clubs**
- Armed forces and simulators**
- Gymnasiums (spinning)**
- Bike shops**
- Bike fitting specialists**
- Sports Coaches**
- Biomechanists**
- Schools**

Different configurations will be used for:

- Medical/Rehabilitation
- Physiotherapists
- Aged Car Facilities

Features:

Current or to be implemented

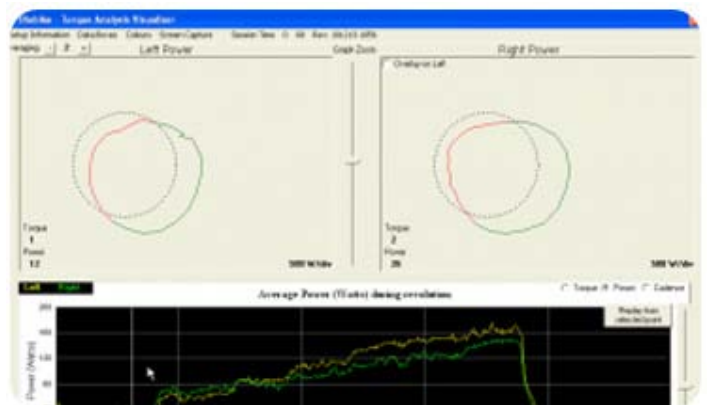
For the rider

1. Cadence
2. Heart Rate
3. Core body temperature
4. Optional time
5. Optional timer (with count down features

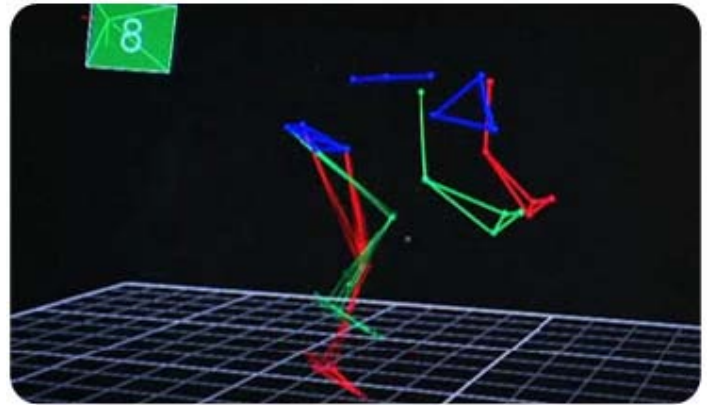


Data to be encoded in computer, PCmcia card, Dongle or similar

1. Name of user
2. User's measurements and personal data
3. Date
4. Time
5. Session number (per user)
6. Nature of test (Insert number in a designated box that will enable software to gather selected data
 1. Position
 1. Road Bike
 2. Triathlon Bike
 3. TT Bike
 2. Power
 3. Spinning
 4. Rehabilitation
7. Duration of test_E.G Set test level in designated box to:
 1. 1 Minute for power Testing
 2. 2 minutes for power testing
 3. 5 Minutes power testing
 4. 15 + minutes for position and endurance testing



8. Cadence
9. Heart Rate
10. Power in Watts
11. Torque
12. Notional speed
13. maximum and average cadence
14. Maximum and average power
 1. For total session
 2. At 4 points in rotation of crank-arms (left and right) for total session
15. Maximum and average torque
 1. total session
 2. Minimum 4 points in rotation of each crank-arm



Measurements and specification particulars:

- Seat tube length, Top tube length, Stem length, Head tube angle, Seat tube angle, Saddle height and set back at start of position testing session
 - Top tube, Stem length, saddle height and set back could be automatically adjusted by computer measurements to:
 1. Minimum
 2. Average
 3. Maximum
 - Gear Used (Optional)
 - Shoe/Foot angle in degrees in relation to axle in both X and Y axis
 - Shoe/Foot angle in degrees in relation to the cranks arm (Theoretical maximum power is generated when force is exerted at 90 deg to the crank arm
-
- Leg knee extension angle in degrees at Top dead centre and Bottom dead centre
 - Trunk angle in degrees in relation to horizontal
 - Head on assessment of knee position and variation from vertical to centre of axle
 - Cleat position in relation to axle
 - Height of insole from pedal axle
 - Width of bars
 - Type of seat
 - Length of seat
 - TEST Recommended frame measurements at end of test
 - V02 test data if available



Time in various heart rate zones

 CONTACT**Biobike Australia & New Zealand**

Unit 2 13-15 Ereton Drive Arundel QLD 4214 Australia

t +61 (07) 5500 6555

t +61 (07) 5573 2325

e info@biobike.us

w www.biobike.us

 [@biobikeergo](https://twitter.com/biobikeergo)

For international offices, please see website.

